







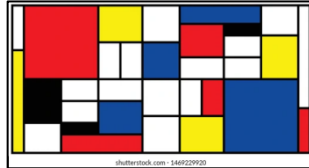


EYFS	Autumn 1	Autumn 2	Spring 1	Spring 2	Summer 1	Summer 2
EY Topic	All About Me 	Dinosaurs 	People who help us 	Traditional Tales 	Pirates 	Super heroes 
EY History	Pupils learn about their families and changes, events that have taken place in society during living memory	Pupils will learn that there is a past and it's called history. That historians use evidence such as fossils to explain what took place.  Pupils also learn about Bonfire Night and Remembrance.	Identify stories set in the past  Parents and grandparents jobs and how this has changed.	Understand the past through settings characters and events encountered in books	Understand the past through settings characters and events encountered in books	
EY Geography	Pupils will learn about harvest and where foods come from and how they get from farms to the plate.  Pupils will learn about	Observation of changes in the environment especially those related to the weather and climate.	Understand that people work and have jobs and that they vary.  Chinese New Year	Recognises similarities and differences in relation to places in the UK and abroad.  Observation of changes in the environment	Recognise similarities and differences of different places in stories, books, maps and photographs.	

	<p>seasons and weather in the UK and particularly Autumn.</p> <p>Following routes/maps around school</p>			<p>especially those related to the weather and climate.</p>	
EY Science	<p>Seasonal changes – Autumn to Winter.</p> <p>Exploring senses and body parts</p>	<p>Seasonal changes – Winter to Spring.</p> <p>Observations of seasonal change in plants and animals, lifecycles of animals.</p> <p>Changes in Matter – Ice, snow, water</p> <p>Differences between the natural and made world.</p>			<p>Seasonal changes – Spring to Summer.</p> <p>Life cycles and growth</p> <p>Changes in matter- evaporation</p> <p>Plant growth and parts of a plant.</p>
EY Art	<p>Colour – Experiment with different media that create colour- pens, pencil, paint, ink, Chalk</p> <p>Printing – Use natural resources to print</p> <p>Sculpture – building shape and form using playdough</p> <p>Drawing- explore mark making using pencil</p> <p>Collage- exploring objects with different textures.</p> <p>Artist George Seurat</p> 	<p>Colour – Experiment with mixing colours using different media – using paint brushes correctly.</p> <p>Printing – block form</p> <p>Sculpture – building shape and form using playdough</p> <p>Drawing- explore mark making using pencil ; using lines to enclose space</p> <p>Collage- exploring objects with different textures.</p> <p>Artist Wilhelmina Barns-Graham</p> 			<p>Colour – Experiment with mixing colours using different media</p> <p>Printing – Rubbings of textures in the environment</p> <p>Sculpture – building shape and form using clay</p> <p>Drawing- explore mark making using pencil ; using lines to enclose space</p> <p>Textiles- Simple weaving</p> <p>Simple symmetry</p> <p>Artist Piet Mondrian</p> 

<p>EYs Design &amp; Technology</p>	<p>Creatively construct items with a purpose in mind</p> <p>Use simple tools and techniques effectively and safely</p> <p>Share and explain what they have created, its purpose and how it is made</p> <p>Evaluate work and make improvements.</p>				
<p>EYs R.E.</p>	<p>Festivals and Celebrations in their experience and others in British Culture: Harvest</p> <p>Introduce Christianity and God, and the Creation Story.</p>	<p>Christmas – Who was Jesus</p> <p>Diwali</p>	<p>Shrove Tuesday</p> <p>Ash Wednesday</p> <p>Parable of the wise and foolish man</p>	<p>Easter</p> <p>Mother’s Day</p>	<p>Begin to recognise cultural differences in the UK drawing on experiences and what has been read in books.</p> <p>Visit to a church</p> <p>Parable of the lost Sheep</p>
<p>EYs Computing</p>	<p>Pupils will have opportunity to use computers, laptops, ipads, beebop robots for simple programming and other technology at points throughout the year and these items can be accessed in the EYFS environment</p>				
<p>EYs Music</p>	<p>Sing a range of songs and nursery rhymes, Christmas Carols</p> <p>Enjoy listening to and discussing a range of music</p> <p>Explore a wide range of musical instruments- learn to keep a beat</p>				
<p>EYs P.E.</p>	<p>Various activities to develop skills in running, jumping and throwing</p> <p>Listening to and follow rules of a game, race etc</p> <p>Gymnastics- develop control and coordination of body parts and balance; improve strength; develop awareness of space and recognise dangerous activity</p> <p>Bikeability -Spring term</p>				

The Dingle  
Primary School

	Dance- respond to music, follow instructions to work in a group, create and perform simple routines					
EYs RSE/PSHE	You Choose – diversity  RSE: Caring Friendships	No Outsiders- Hello Hello	No Outsiders The Family Book  RSE: Being Kind	No Outsiders Red Rocket and Rainbow Jelly	No outsiders: Mommy, Mam and me  RSE: Families.	No Outsiders Blue Chameleon



# The Dingle Primary School