

















Year 1	Autumn 1	Autumn 2	Spring 1	Spring 2	Summer 1	Summer 2
1 Humanities Topic	Our School 	Our Local Area 	Victorians 	Toys 	Travel & Transport 	Beside The Seaside 
1 History	Pupils learn about when the school was built and how old it is. They discuss where this fits in with other events in their family's life on a timeline.	Pupils learn about the oldest buildings in Haslington and find out when they were built. They compare these to newer buildings in the local area and look at how the local area has changed over time.	Pupils find out about Queen Victoria and place her reign and significant inventions of the era on a timeline. They discover what life was like for a rich and poor child in Victorian times and how it is different to their life now. They also explore how historians find out about the past.	Pupils discover how toys have changed from the toys that their parents and grandparents played with to those they use today. They also compare this to toys used by children in Victorian times and place these toys on a timeline. They also discover how historians find out about toys from the past.	Pupils discover how transport has changed over time and place key inventions and developments in transport, such as trains, cars and aeroplanes, on a timeline.	Pupils find out about Victorian seaside holidays and compare these to seaside holidays today.
1 Geography	Pupils use aerial photographs and maps to locate the school and homes nearby. They draw plans of their classrooms and the school grounds	Pupils carry out fieldwork to identify the main physical and human features in the local area of Haslington and learn about the different types of	Pupils compare buildings in rural and urban areas in Victorian times. Pupils find out that Queen Victoria ruled over the British	Pupils find out about where modern toys are made. Pupils discover some toys that are used in different	Pupils learn about how people travel in the local area, around the UK and around the world. Pupils discover how people travel to different holiday	Pupils find out about the seas that surround the UK and locate popular seaside resorts around the UK on a map. They carry out fieldwork (both using aerial photographs

	and discuss the human and physical features that are found in the school grounds. Pupils also use compass points to plan a journey to school and around the school.	houses in the local area and what the land is used for locally.	Empire and locate these countries on a map.	countries and compare these to their own toys.	destinations around the world and which major cities, countries and seas would they pass on their way.	and maps and in person at the seaside) to identify the human and physical features that you would expect to see near to the seaside. Pupils compare seaside resorts in the UK to those in Australia.
1 Science	Animals including Humans - Identify and compare animals Seasonal changes – Autumn to Winter.		Materials – everyday materials. Seasonal changes – Winter to Spring.		Plants - naming and growing. Seasonal changes – Spring to Summer.	
1 Art	Painting - Experiment with and enjoy colour. Artist study: Kandinsky 	Drawing - Experimenting with pencil lines to create matchstick people in the style of L.S. Lowry. 	Sculpture – make simple pinch pots from clay. Artist: Honor Freeman. 	Textiles – create a wool friendship bracelet using twisting and plaiting. 	Printing – block printed pictures of vehicles. Artist: Utagawa Hiroshige 	Collage – create a beach scene from different materials. Artist: J.M.W. Turner. 

<p>1 Design & Technology</p>	<p>Cooking: What fruit grows in different seasons in the UK? What grows in the rest of the world?</p> <p>Peel, chop and slice fruits to eat as a fruit skewer.</p> 		<p>Hand Puppet – design and make a hand puppet using simple stitches.</p> 		<p>Moving vehicles – understand how axles and wheels work. Make a simple vehicle on wheels from Lego.</p> 	
<p>1 R.E.</p>	<p>11. Talk about stories in the Bible that describe what God is like for Christians and Jews. For example, in the Old Testament story of Creation - identify Jewish and Christian beliefs that God is the creator who cares for all people.</p>	<p>1. Recall the main events from the Christmas Bible stories linking these stories with Christianity. E.g. put six pictures in order to show what happened on the first Christmas.</p> <p>3. Identify at least 4 aspects of how Christians celebrate Christmas, explaining</p>	<p>Free choice enquiry. What is right and wrong?</p> <p>Different views on death, love, forgiveness and worship.</p> <p>16. Begin to talk thoughtfully with respect to a range of spiritual questions.</p>	<p>2. Recall the main events from the Easter Bible stories linking these stories with Christianity.</p> <p>3. Identify key aspects of how Christians celebrate Easter, explaining why the event might be important to them.</p>	<p>6. Recognise the features of a church building and identify at least 3 artefacts found in a church, explaining why they are important to Christians.</p> <p>7. Describe at least three things a minister/church leader might do.</p>	<p>8. Identify the Torah is a holy book for Jews & how the rules in the Torah can guide a Jew in their lives, e.g. why they believe it is wrong to steal.</p> <p>9. Describe some of what happens at the synagogue & why Shabbat is important to Jews</p>

		why the event might be important to them.				
1 Computing	E-Safety: 'We are Year 1 rule writers.' (1.1) Computing unit: Computing Skills	E-Safety: 'We are responsible internet and device users.' (1.3) Computing Unit: Programming Toys	E-Safety: 'We are good digital citizens.' (1.5) Computing unit: Word processing			
1 Music	 <u>LMT Unit 1, Year 1</u> <u>Tell me a Story</u> To compose a piece of music based on a fairy tale and notate using a storyboard. Listening: Any examples of Disney songs from films.	 <u>LMT Unit 2, Year 1</u> <u>Fireworks and fantasy</u> To explore long and short sounds and compose a piece of firework music. Listening: 'Music for the Royal Fireworks' by George Handel (German 1749).	 <u>LMT Unit 3, Year 1</u> <u>Get on Board</u> To develop listening skills and explore environmental sounds. Listening: "Raindrop" Prelude in Db; Op.28, No.15 by Frederick Chopin (Polish 1838). 'La Mer' by Claude Debussy (French 1905). (Music inspired by nature).	 <u>LMT Unit 4, Year 1</u> <u>Changes</u> To learn spring-themed songs and compose a piece of springtime music. Listening: 'Morning Mood' from Peer Gynt by Edvard Grieg. (Norwegian 1875).	 <u>LMT Unit 5, Year 1</u> <u>Under the Sea</u> To create new lyrics to fit a known melody and rhythm. To accompany singing with percussion instruments and compose a piece of music describing the sea. Listening: 'Fingal's Cave' by Felix Mendelssohn. (German 1830). 'Four Sea Interludes' by Benjamin Britten (English 1945).	 <u>LMT Unit 6, Year 1</u> <u>Blast Off!</u> To create lyrics for own space song and accompany with percussion instruments. To use a selection of tuned and untuned instruments to compose a piece of space music. Listening: 'Moon Landing 50 th ' by Public Service Broadcasting. https://www.youtube.com/watch?v=QZfLaax-ESK

1 Music - songs	'Autumn Harvest' from CBeebies - https://www.youtube.com/watch?v=UozCncP_SYA 'Dem Bones' from Sing Up 3 Songs for the Christmas Play.		'Little Bird' from Sing Up 8 'Crackers Maracas' from Sing Up 13 'Little April Shower' from Sing Up 17		'Alien Shuffle' from Sing Up 16 'We're Going to Find the Octopus' from Out of the Ark Music 'Jellyfish' from Sing Up 11 'Down by the Bay' from Sing Up 18	
1 P.E.	Outdoor: Invasion Games Indoor: Dance - Skills	Outdoor: Invasion Games Indoor: Gymnastics	Outdoor: Net/wall games Indoor: Dance – Line Dancing	Outdoor: Target Games Indoor: Gymnastics	Outdoor: Athletics Indoor: Dance – Travel and Transport	Outdoor: Striking and Fielding Indoor: Gymnastics
1 RSE/PSHE	Year 1 PSHE: Elmer by David McKee L.O I like the way I am Year 1 RSE: Different friends	Year 1 PSHE: Want to play trucks? by Ann Stott L.O To find ways to play together Year 1 Health and Well-being: Medicines and people who help us	Year 1 PSHE: Max the champion by Sean Stockdale L.O To understand our bodies work in different ways. Year 1 RSE: Growing and changing	Year 1 PSHE: Hair, It's a family affair by Mylo Freeman L.O Proud to be me	Year 1 PSHE: Going to the volcano by Andy Stanton L.O To join in Year 1 RSE: Families and care	Year 1 PSHE: Errol's garden by Gillian Hibbs L.O To work together